

# Around the World

## Week 5

	Day 1	Day 2	Day 3	Day 4	Day 5
<b>Geography</b>	World Atlas Pg. 24 – 25	Children Just Like Me Pg. 22		Children Just Like Me Pg. 23	Children's World Cookbook Pg. 10 – 11
<b>Tales</b>					
<b>Literature</b> <i>Little House in the Big Woods</i>	Summertime Pg. 177 – 185	Summertime Pg. 186 – 198	Harvest  Pg. 36 – 37	The Wonderful Machine	The Deer in the Wood
<b>Science</b> <i>Animal Atlas</i>				Complete Animal Profile	
<b>Art</b> <i>Around the World Art and Activities</i>			Totem Pole Pg. 26 – 27		
<b>Poetry</b> <i>Animals, Animals</i>			Pg. 19		

## **Around the World**

### ***Week 5 - Day 1***

#### **Geography Reading:**

Beginner's World Atlas read pages 24 – 25

This is an overview of Canada

#### **Literature:**

Little House in the Big Woods – read Summertime pages 177 – 185 (stop at: "...after he had worked hard all day in the fields.")

#### **Literature Activity:**

Laura and Mary try to divide their cookies evenly with baby Carrie, but Carrie ends up with more cookie than her sisters. Use the Cookie Division activity page found on page 215 and see if you can figure out a way to divide the 2 cookies so that all the sisters have the same amount.

## **Around the World**

### **Week 5 - Day 2**

#### **Geography Reading:**

Children Just Like Me – read page 22  
Gabriel is a boy from Alaska, United States

#### **Geography Activity:**

Color the North America coloring page found on page 194.

#### **Literature:**

Little House in the Big Woods – read Summertime pages 186 – 198 (start at: “Ma was busy, too.”)

#### **Literature Activity:**

Talk about all the steps involved in making cheese. Then have some cheese for a snack.

## **Around the World**

**Week 5 - Day 3**

**Literature:**

Little House in the Big Woods – read Harvest

**Literature Activity:**

Talk about what happened to Charley in this chapter. You can relate the Aesop fable of the Boy Who Cried Wolf. (you can read the story of the Boy who Cried Wolf here:

<http://www.storyarts.org/library/aesops/stories/boy.html> )

**Science:**

Animal Atlas – read pages 36 – 37

This spread is all about American Beavers

**Poetry:**

Animals, Animals – read page 19

**Art:**

Around the World Art and Activities – pages 26 – 27

Today your child will be making their own Totem Poles.

## **Around the World**

### **Week 5 - Day 4**

#### **Geography Reading:**

Children Just Like Me – read page 23  
Levi is a boy from Canada.

#### **Literature:**

Little House in the Big Woods – read The Wonderful Machine

#### **Literature Activity:**

Discuss how life changes in the Big Woods along with the seasons. Using the Four Seasons Activity page found on page 216, have your child draw something that the Ingall's family did during each of the seasons.

#### **Science:**

Complete your North American Animal Profile page today. You can find the Animal Profile page on pages 243 – 244.

## **Around the World**

### ***Week 5 - Day 5***

#### **Geography Reading:**

Children's World Cookbook – read pages 10 – 11

This section is all about Canadian foods. The recipe is for Canadian Pancakes.

#### **Geography Activities:**

- Try out the recipes in the cookbook and check out the internet links.
- Color the North America passport sticker and add it to your passport.

#### **Literature:**

Little House in the Big Woods read *The Deer in the Wood*

#### **Literature Activity:**



Have your child choose their favorite scene from the story and illustrate it.

# North America Continent Page



## Cookie Division

Can you divide these 2 cookies so that Laura, Mary and Baby Carrie can each have the same amount?



SAMPLE



## Drawing the Four Seasons


<p><b>Fall</b></p>	<p><b>Winter</b></p>
<p><b>Spring</b></p>	<p><b>Summer</b></p>

A large, light gray watermark reading "SAMPLE" is oriented diagonally across the entire drawing area.

# Animal Profile Page

My animal is \_\_\_\_\_

What my animal looks like:




What does it eat?



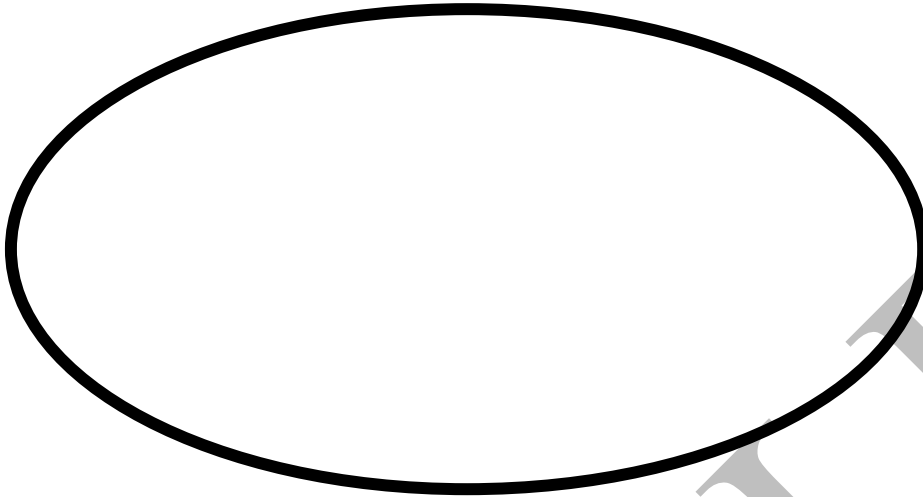
Where does my animal live? (Circle one)

Tundra   Forest   Wetlands   Grassland   Rainforest   Ocean   Desert

These are my animal's predators:



When my animal is a baby, it looks like this:



Color the area (or areas) where you can find your animal in the world.

